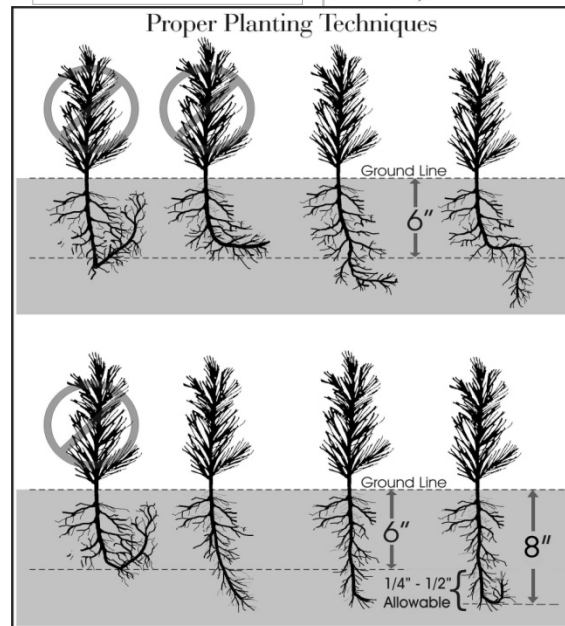
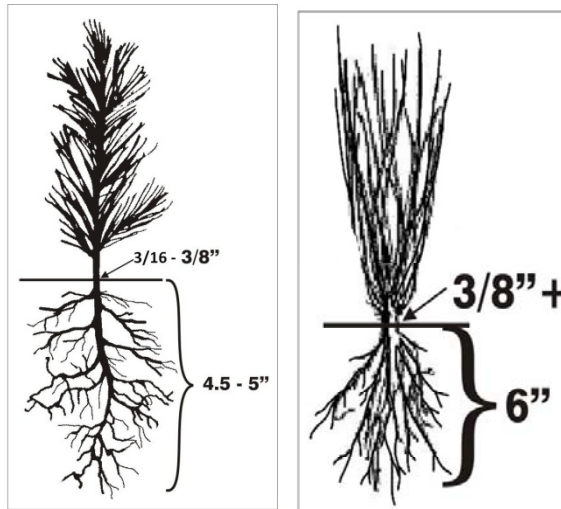


Tree Planting Standards for Culling

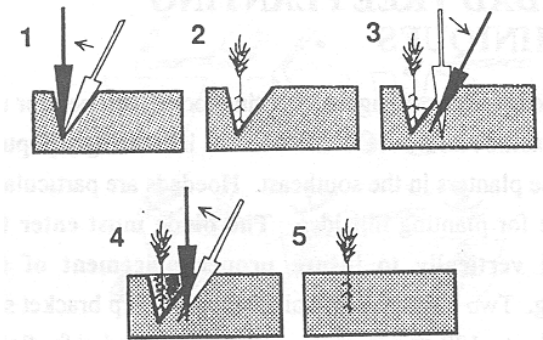
- Cull loblolly or whit pine seedlings that have:
 1. Broken, skinned or weak stem.
 2. Fermented smell.
 3. Mold on needles.
 4. Slippery bark.
 5. Root collar smaller than $3/16"$.
 6. Root collar larger than $3/8"$.
 7. Root systems less than $4\ 1/2"$.
 8. Broken or skinned tap root.
- Cull bare-root longleaf seedlings that have:
 1. Root collar diameter less than $3/8$ or $4/10$ of an inch.
 2. Tap root shorter than 6 inches.
- Open only 1 bag at a time. Be careful not to leave container open more than a few minutes.
- Remove only a small number (handful) of seedlings at a time. Do not allow the roots to be exposed to the sun or wind any longer than 5 minutes.

Acceptable Tree Diameters for Planting

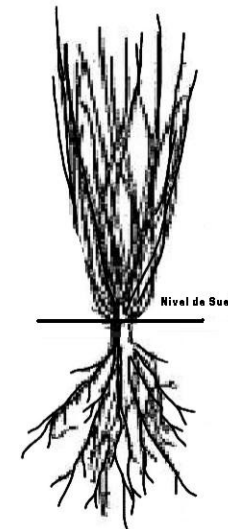
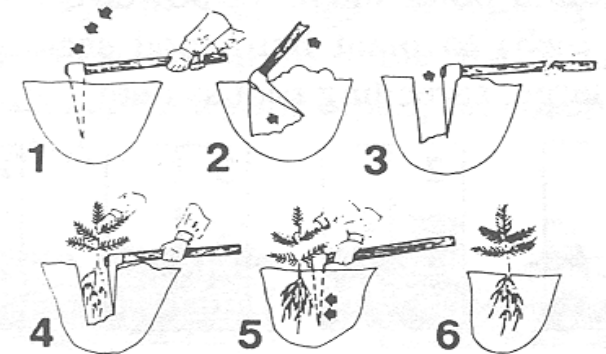


- Do not use dibbles or other tools that will not make a hole at least 8 inches deep.

Steps in Bar Planting



Steps in Hoedad Planting



Proper planting depth is where the base of the bud is at ground level and the root collar is completely below ground.